

INSTALLATION INSTRUCTION

Black Traveler Tail Gate Seat

2011-2018 RAM 1500

PART # TGS-DO01



INSTALLATION INSTRUCTION

DESCRIPTION: Traveler Tail Gate Seat for 2015-2019 Chevrolet Colorado / 2015-2019 GMC Canyon


Attention:

- Please read this installation menu before installing this part. Protect your car properly in case there is any scratch might have.
- You may need to periodically to re-tighten all hardware for safety use after installation.
- Installation pictures are only for your reference, there might be some differences between pictures and real parts but no affect for your fitting.

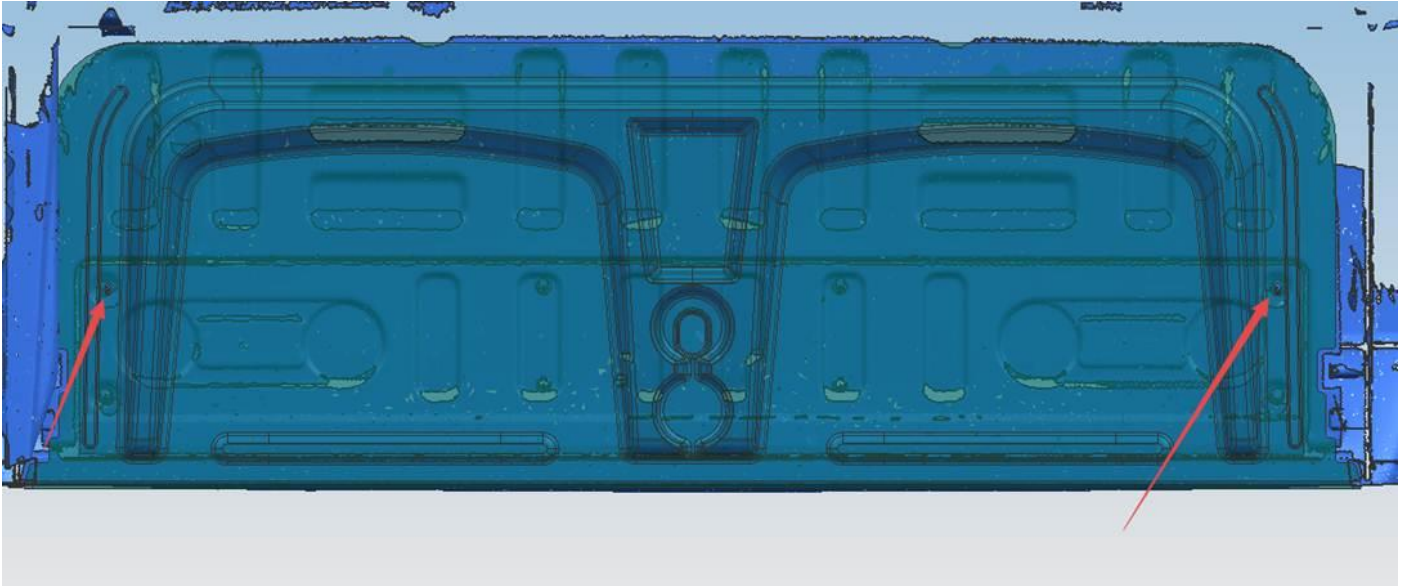
INSTALLATION PICTURE

The instruction for TAILGATE SEAT MATE is easy.

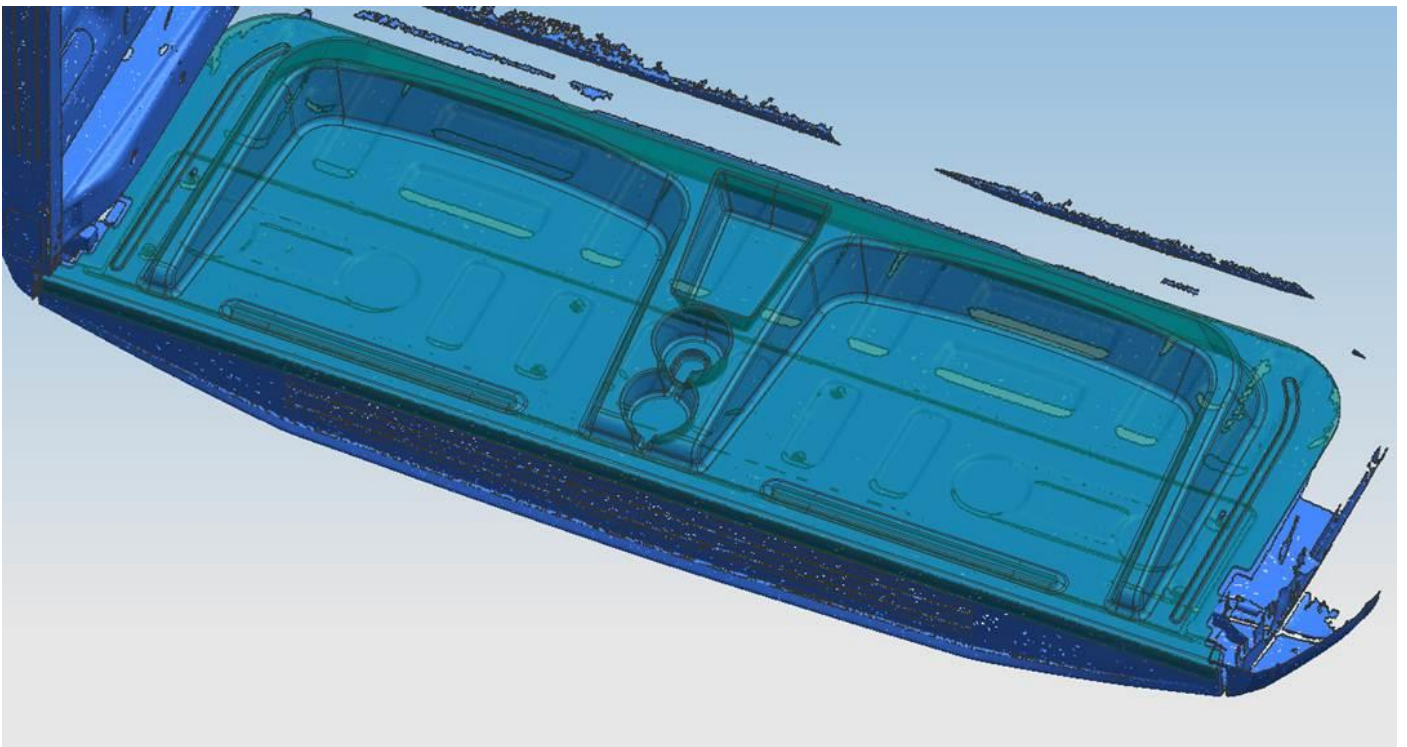
Step 1: Remove the factory bolt and keep them.



Step 2: Put the seat mat on tailgate and adjust the seat mat in appropriate location, install it with factory bolt and lock tighten.



Installation. Completed.



Disclaimer: Caused due to improper installation initiates some related problem and losses, are beyond our company's quality assurance.