

# **INSTALLATION INSTRUCTIONS**

**STAINLESS STEEL REAR BUMPER GUARD Double LAYER**

**2015-2016 Nissan Murano**

**PART # 8D118503SS-DL**



**BLACK HORSE  
OFF ROAD**

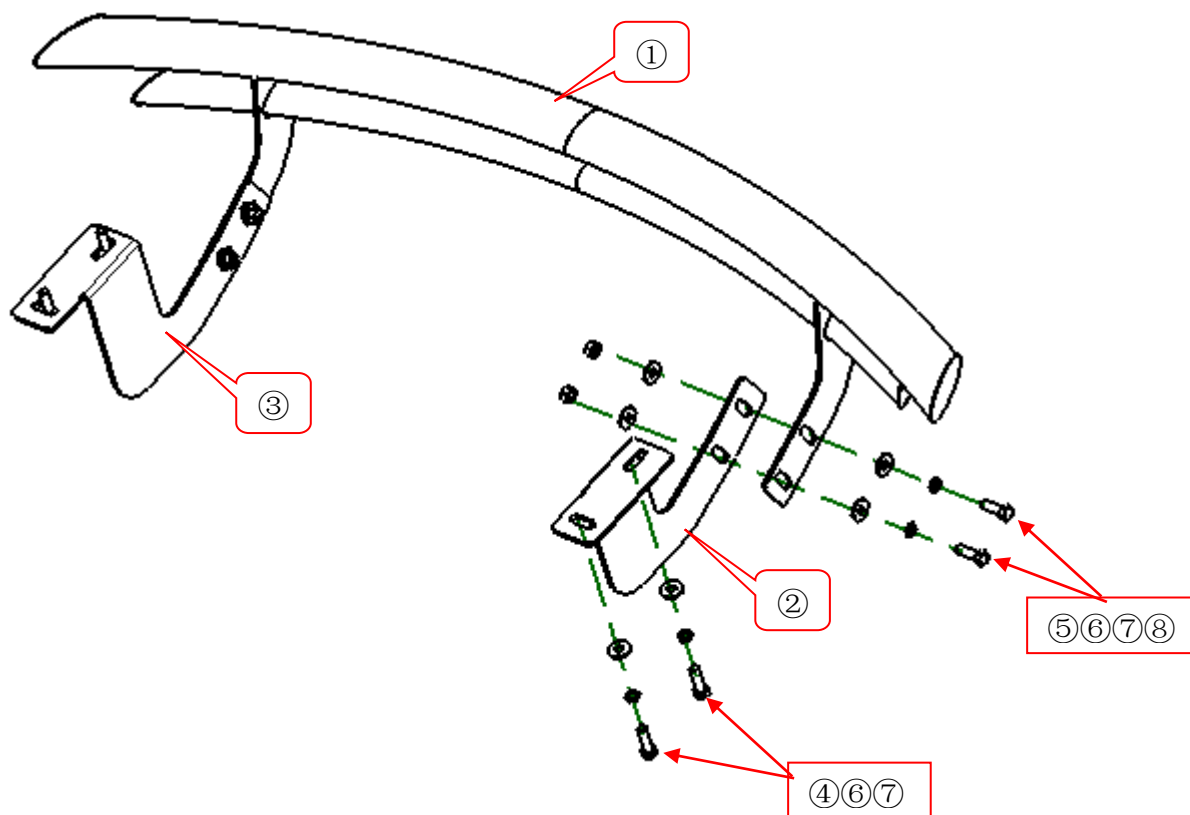
Attention:

- Please read this installation menu before installing this part. Protect your car properly in case there is any scratch might happen.
- You may need to periodically to re-tighten all hardware for safety use after installation.
- Installation pictures are only for your reference, there might be some differences between pictures and real parts but no affection for your fitting.

Part List

No.	NAME	QTY	REMARK	No.	NAME	QTY	REMARK
①	Rear Guard	1		⑤	Hexagon Bolt	4	M12x35
②	Bracket(left)	1		⑥	Large Washer	12	φ12x30x3.0
③	Bracket(right)	1		⑦	Spring Washer	8	φ12
④	Hexagon Bolt(fine thread)	4	M12x1.25x40	⑧	Hexagon Nut	4	M12

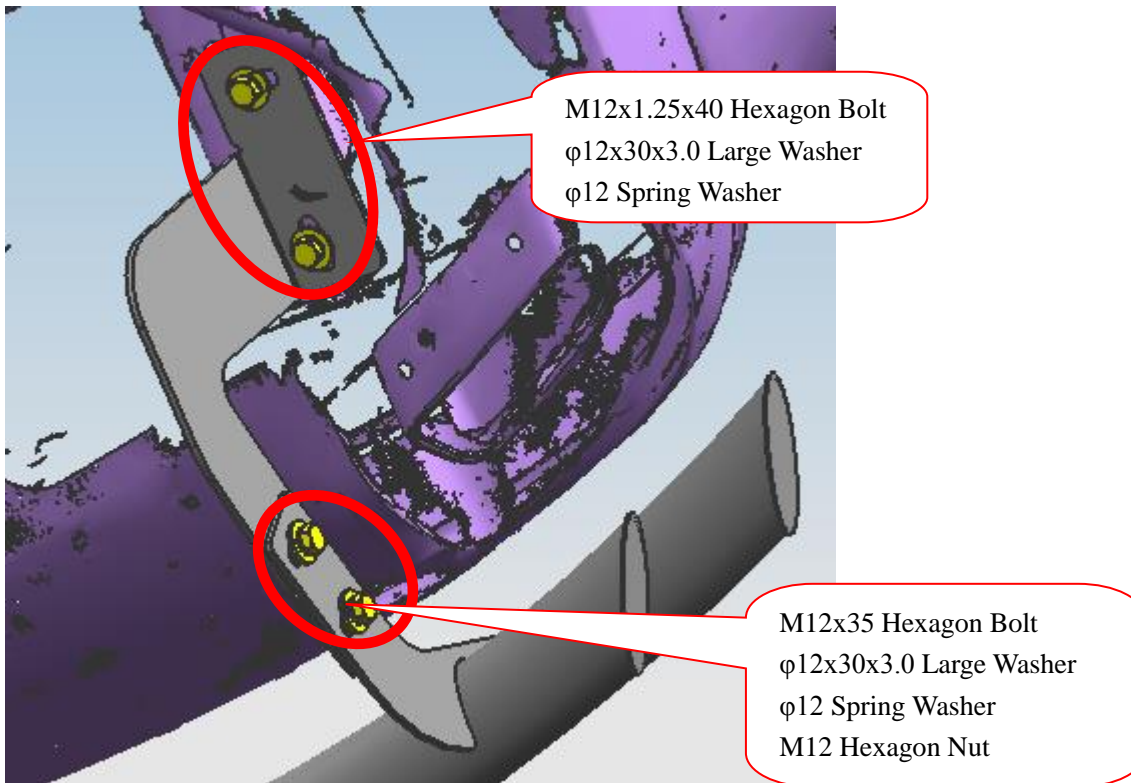
INSTALLATION PICTURE



## INSTALLATION PROCEDURES

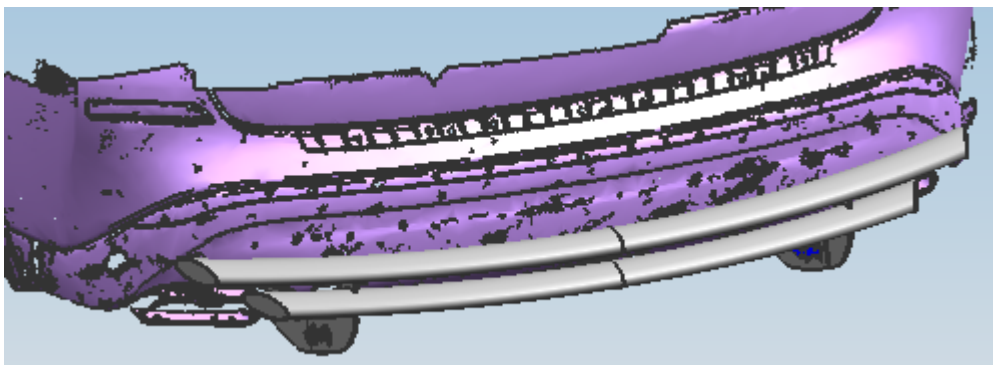
Step 1: Refer to Part List to check if all hard ware are included.

Step 2: Refer to the following picture to install left and right brackets.



Step 3: Install the rear guard on the brackets and then adjust them to the proper positions.

Step 4: Check if all hard ware are installed and then fasten all to complete the installation.



Disclaimer: Caused due to improper installation initiates or some related problem and losses, are beyond our company's quality assurance.