

# INSTALLATION INSTRUCTION

## **Rear Bumper Guard Single Tube with Step Pad**

2015 2021 Chevrolet Suburban

2015 2019 Chevrolet Tahoe

2015 2018 GMC Yukon

**PART # 8GMTASS-1**



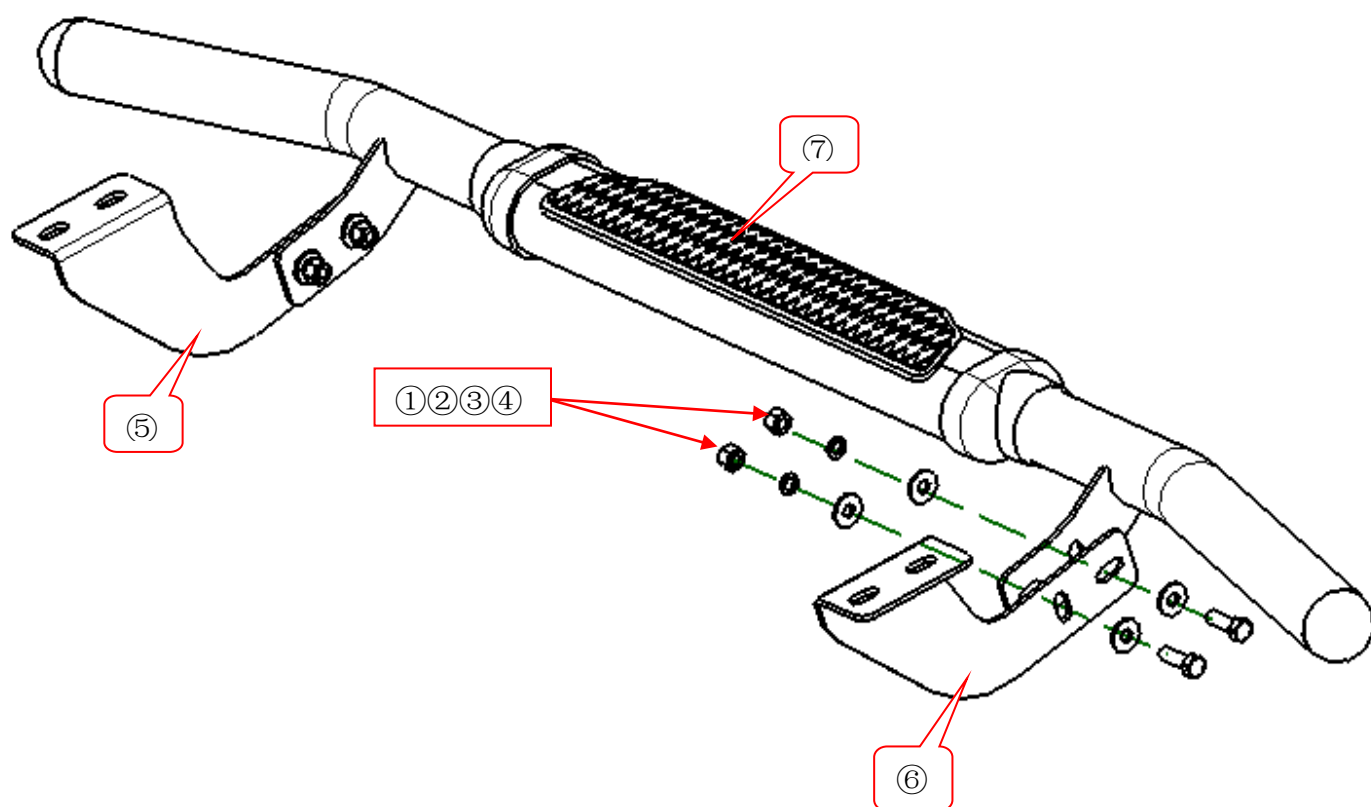
Attention:

- Please read this installation menu before installing this part. Protect your car properly in case there is any scratch might have.
- You may need to periodically to re-tighten all hardware for safety use after installation.
- Installation pictures are only for your reference, there might be some differences between pictures and real parts but no affect for your fitting.

PART LIST

NO.	NAME	QTY	REMARK	NO.	NAME	QTY	REMARK
①	Hexagon Bolt	4	M12x35	⑤	Bracket(left)	1	
②	Large Washer	8	$\phi 12 \times 30 \times 3.0$	⑥	Bracket(right)	1	
③	Spring Washer	4	$\phi 12$	⑦	Rear Guard		
④	Hexagon Nut	4	M12				

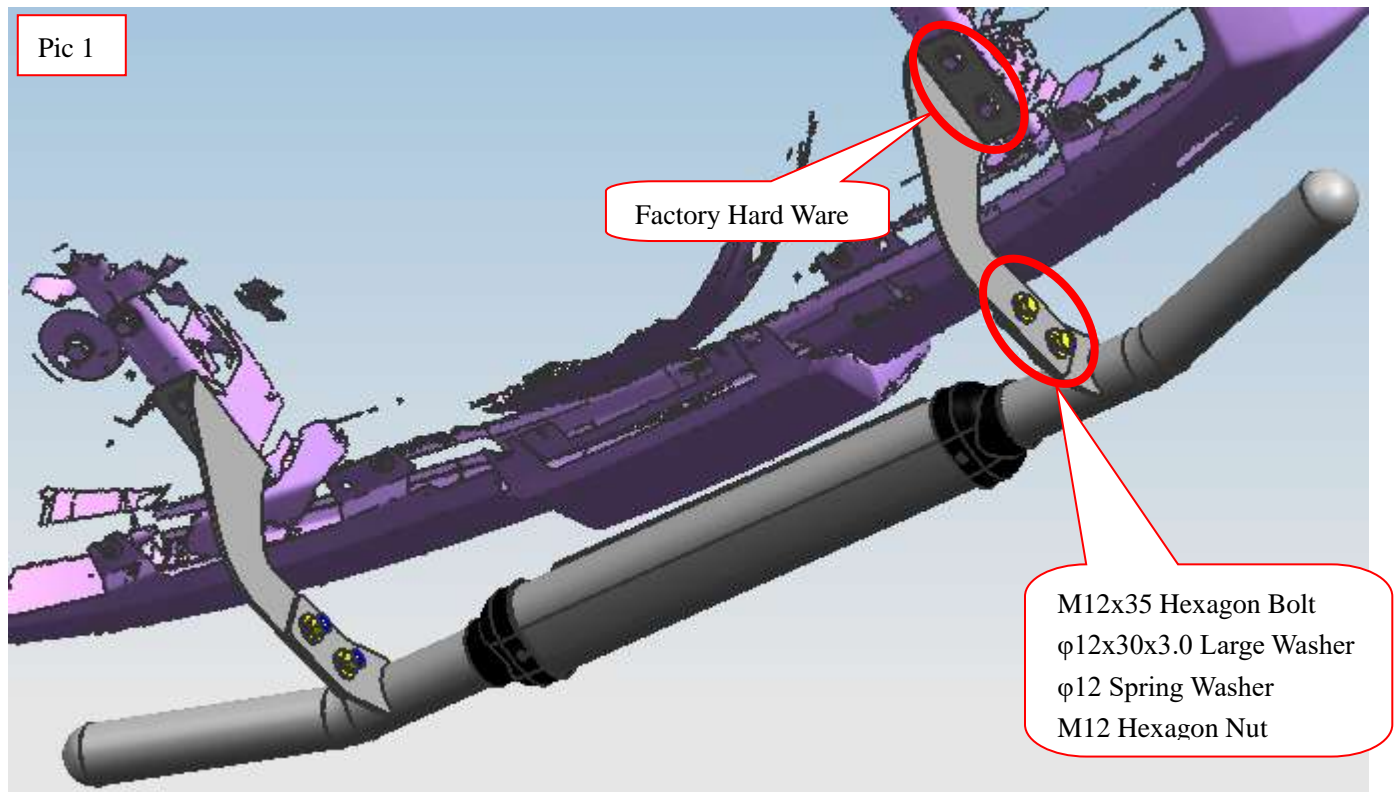
INSTALLATION PICTURE



## INSTALLATION PROCEDURES

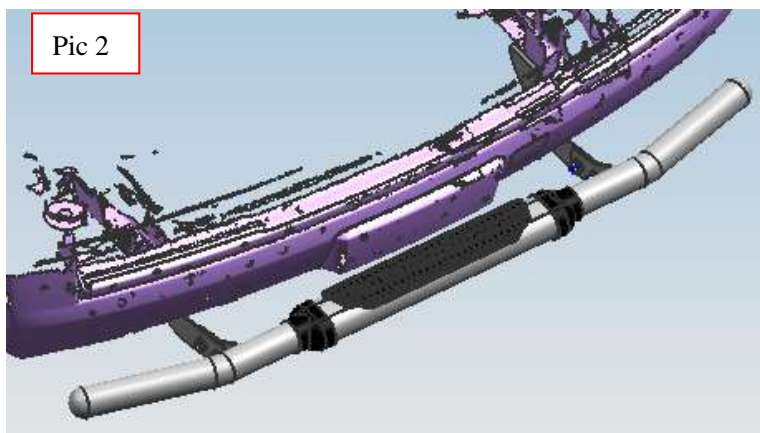
Step 1: Refer to Part List to check if all hard ware are included.

Step 2: Refer to the following picture to install left and right brackets.



Step 3: Install the rear guard on the brackets and then adjust them to the proper positions.

Step 4: Check if all hard ware are installed and then fasten all to complete the installation.



Disclaimer: Caused due to improper installation initiates some related problem and losses, are beyond our company's quality assurance.