



TEL: 1-866-XANATOS

INSTALLATION INSTRUCTIONS

PART # BBJPCE-SP

2014-2021 JEEP CHEROKEE BULL BAR

WITH SKID PLATE

INSTALLATION INSTRUCTION

ITEM NO.: BBJPCE-SP

DESCRIPTION: 32.5" BULL BAR WITH SKID PLATE FOR CHEROKEE 2014-2015

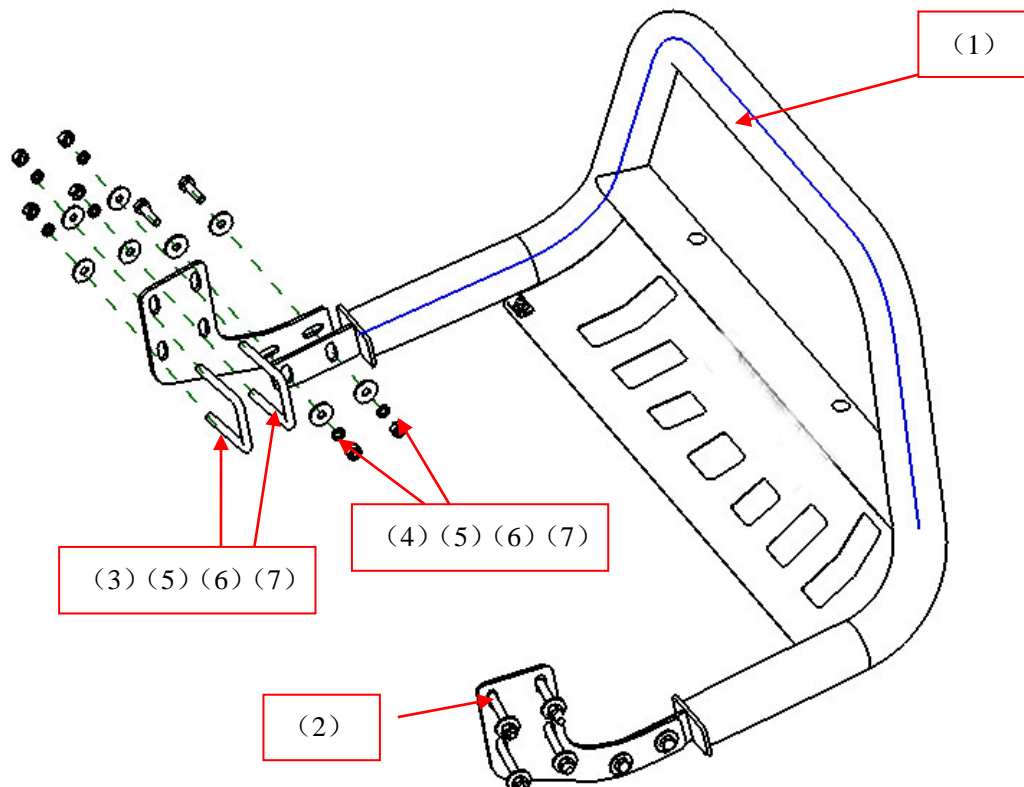
Attention:

- Please read this installation menu before installing this part. Protect your car properly in case there is any scratch might happen.
- During the installation you might remove some components from the car, please remember the position of the components so as to re-install them.
- You may need to periodically to re-tighten all hardware for safety use after installation.

Part list:

NO.	NAME	QTY	REMARK	NO.	NAME	QTY	REMARK
(1)	Bull Bar	1		(5)	Large Washer	16	φ10*30*2.5
(2)	Bracket	2		(6)	Spring Washer	12	φ10
(3)	U Bolt	4	245	(7)	Hexagon Nut	12	M10
(4)	Hexagon Head Bolt	4	M10*35				

INSTALLATION PICTURES



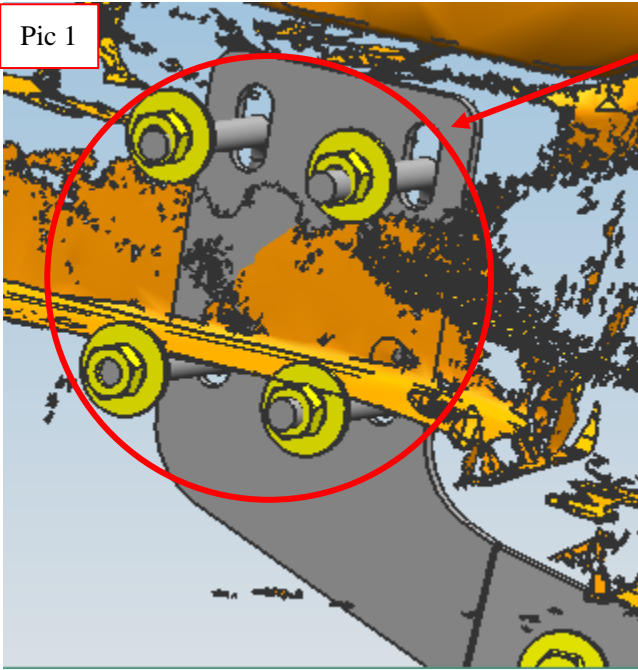
INSTALLATION PROCEDURES

Step 1: Refer to the Part list to check if all the hardware are included.

Step 2: Distinguish the left and right according to the print **R** and **L**. It is easier for your installation by

putting the bracket with its fastening pieces together.

Pic 1

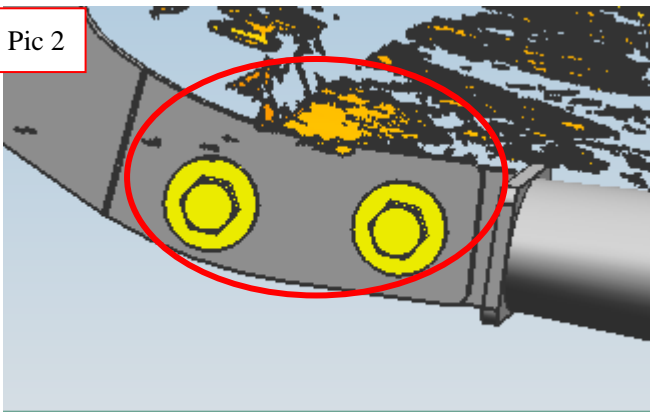


Install the brackets with U Bolt and relevant hardware.



Step 3: Install the side bar on the brackets and tighten up hardware after adjusting the brackets.

Pic 2



Step 4: Complete the installation.

Disclaimer: Caused due to improper installation initiates or some related problem and losses, are beyond our company's quality assurance.