

INSTALLATION INSTRUCTION

Double Layer Front Runner Brackets

16-20 Lexus RX350

Part # FD-LE01S



Description: Double Layer Front Runner Brackets for Lexus RX350 2016+

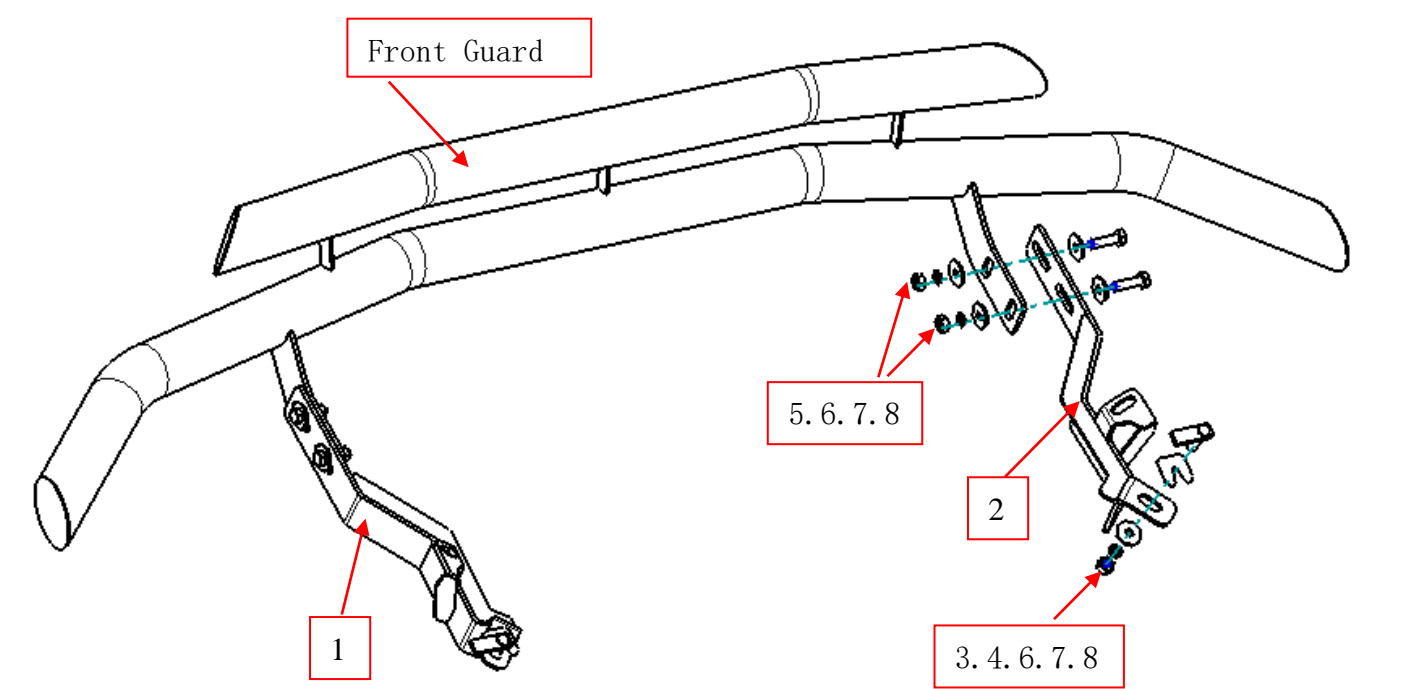
Attention:

- Please read this installation menu before installing this part. Protect your car properly in case there is any scratch might happen.
- You may need to periodically to re-tighten all hardware for safety use after installation.
- Installation pictures are only for your reference, there might be some differences between pictures and real parts but no affection for your fitting.

PART LIST

NO.	NAME	QTY	REMARK	NO.	NAME	QTY	REMARK
1	Bracket (Driver Side)	1		5	Hexagon Bolt	4	M10X35
2	Bracket (Passenger Side)	1		6	Large Flat Washer	10	φ 10x30x2.5
3	T-bolt	2		7	Spring Washer	6	φ 10
4	Plastic Fixture	2		8	Hexagon Nut	6	M10

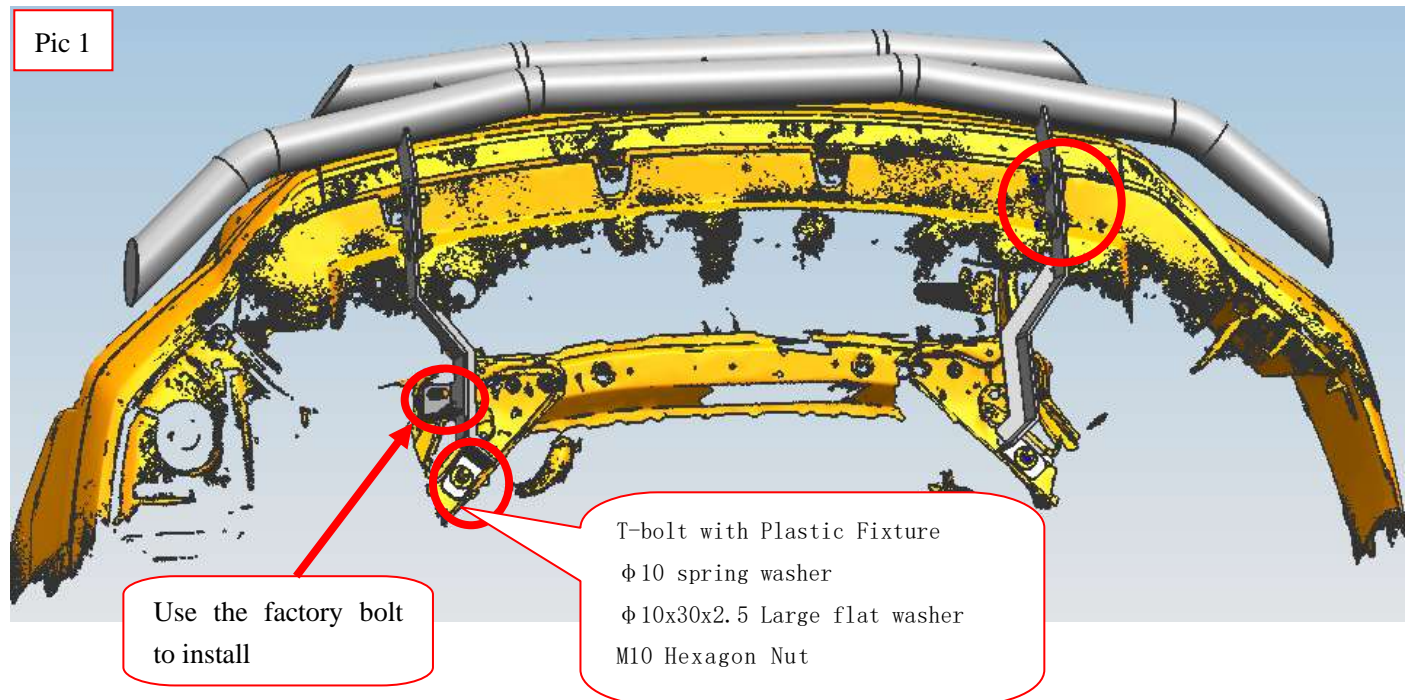
INSTALLATION PICTURES



INSTALLATION PICTURE

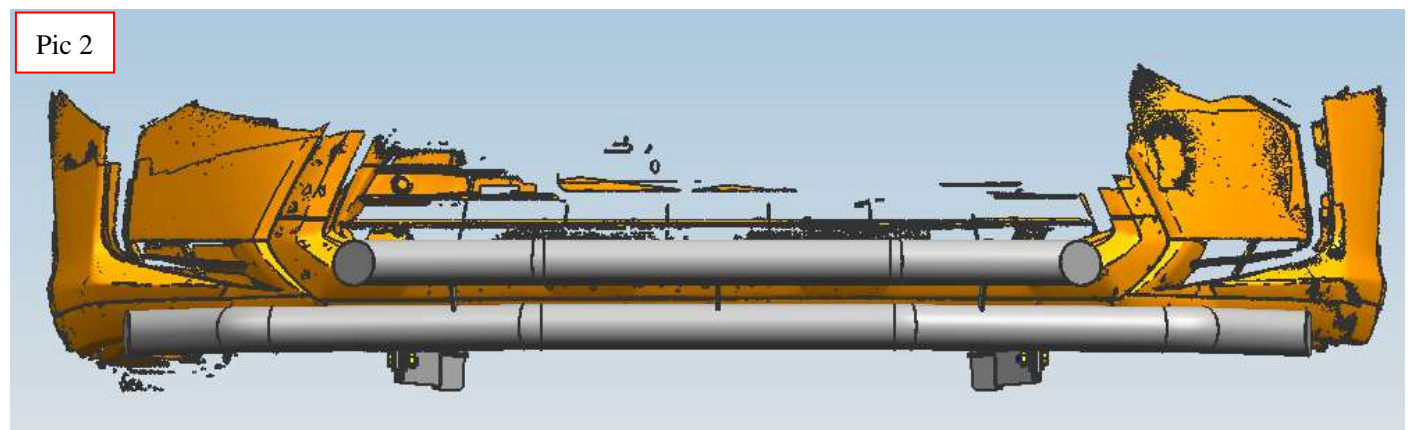
Step 1: Refer to the Part list to check if all the hardware are included.

Step 2: Refer to Pic 1 to install the brackets but do not fasten.



Step 3: Install the bar on the brackets, and tighten up all hardware after adjusting the brackets.

Step 4: Complete the installation.



Disclaimer: Caused due to improper installation and use of the related problems and losses, is not in the scope of our company's quality assurance.