



TEL: 1-866-XANATOS

INSTALLATION INSTRUCTIONS

BLACK MAX T BULL BAR FOR FORD BRONCO SPORT 2021-2022

ITEM NO.:MBT-MF712


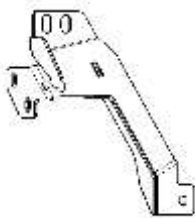

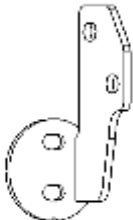


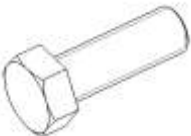
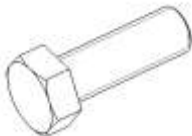
Before Installation







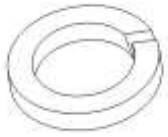
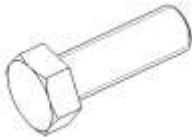



- Please read the instruction completely for easy installation, which will also help you to avoid scratches or other potential damages to your appealing car.
- The information shown here is for reference only and may differ from the product that you receive, however the goods are fitted in the same way.

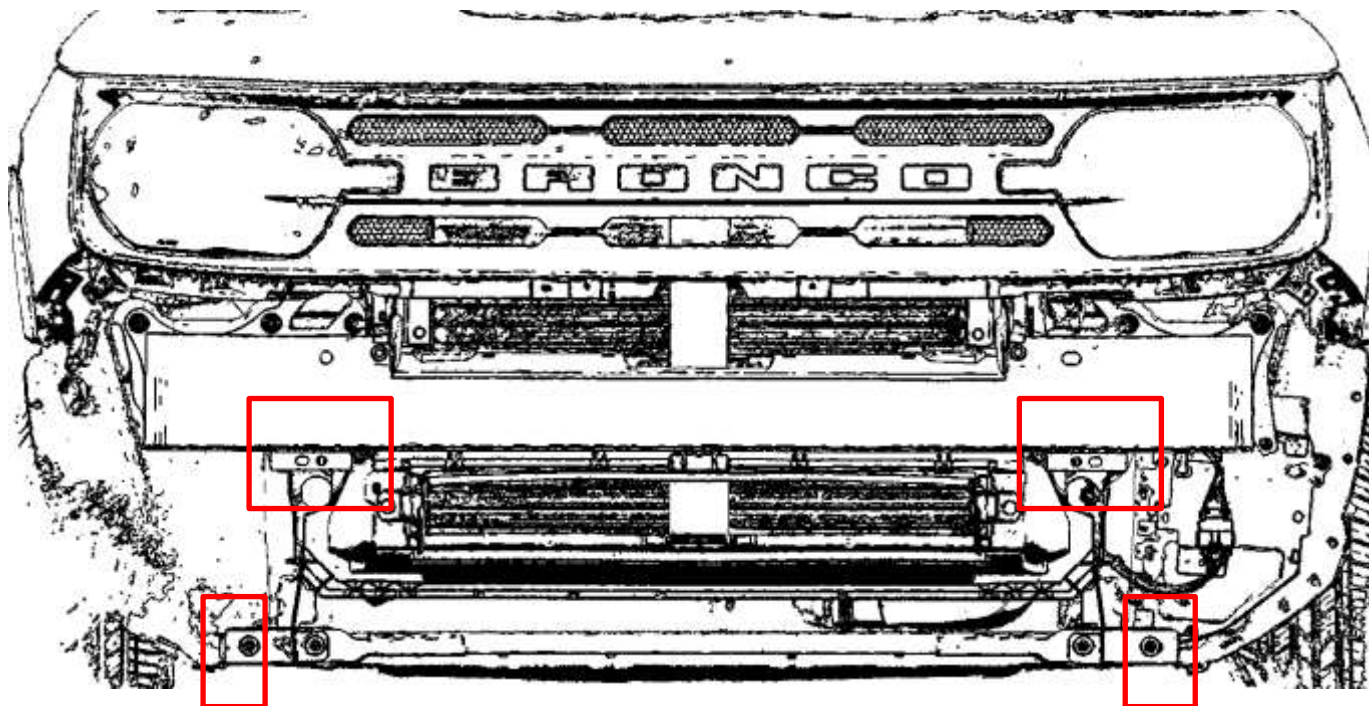
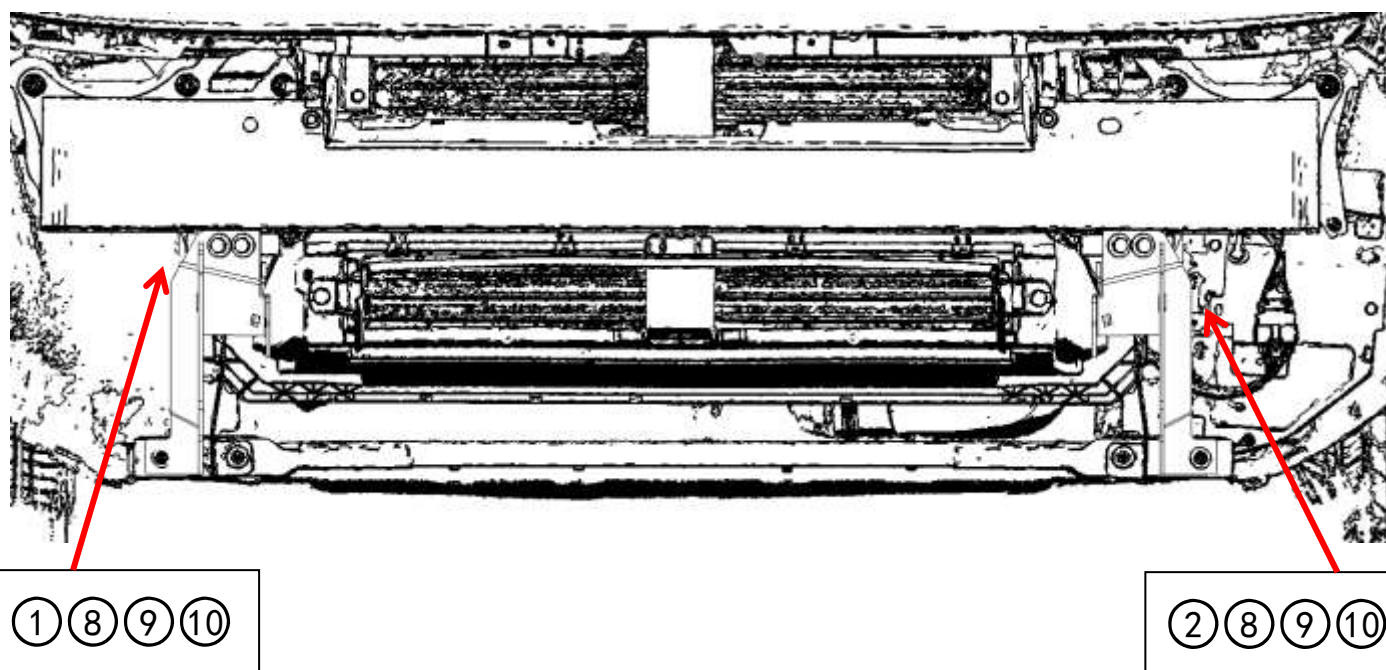
Care and Cleaning

- Mild soap may be used also to clean the Product.
- Please periodically check and retighten all the hardware and clean the investment for a refresh look.

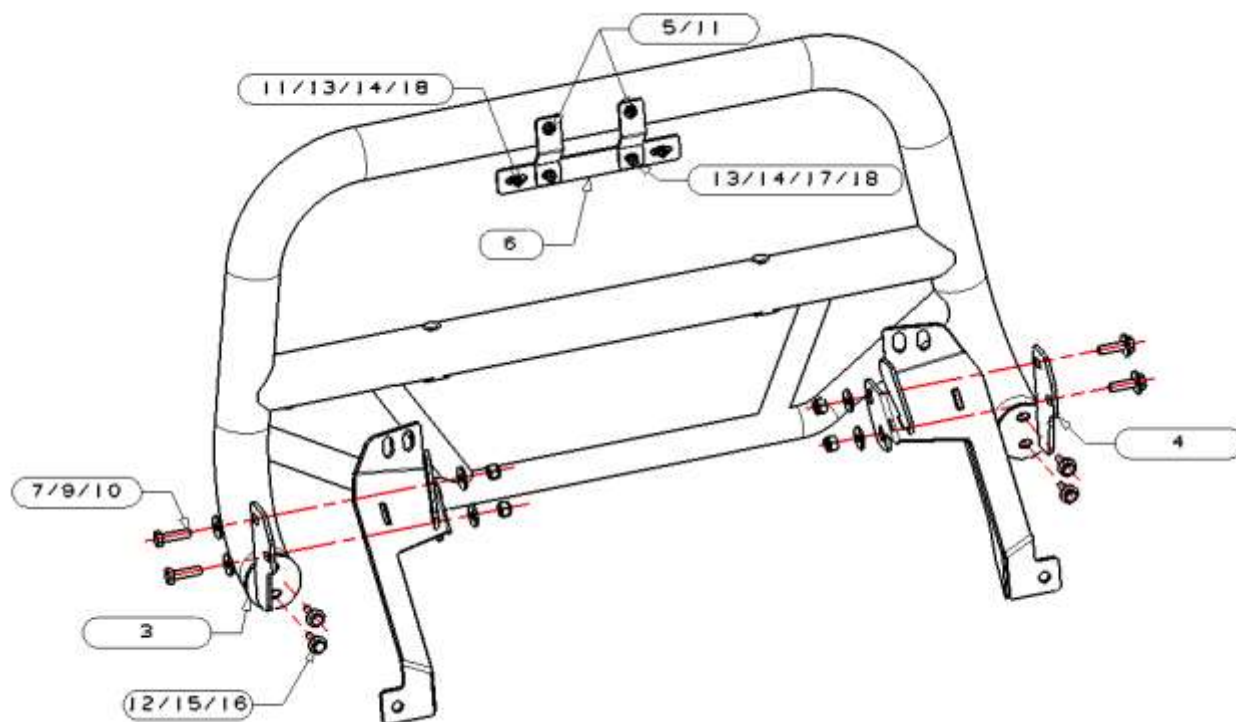
Parts list

NO.	QTY	PICTURE	NO.	QTY	PICTURE
①	1	 MOUNTING BRACKET (L)	②	1	 MOUNTING BRACKET (R)
③	1	 TUBE BRACKET (L)	④	1	 TUBE BRACKET (R)
⑤	2	 LICENSE PLATE BRACKET 1	⑥	1	 LICENSE PLATE BRACKET 2
⑦	4	 Hex bolt M10-35	⑧	4	 Hex bolt M10-40

⑨	16	 FLAT WASHERS D10	⑩	8	 HEX LOCKED NUT M10
⑪	4	 COMBO BOLTS M6	⑫	4	 FLAT WASHERS D8
⑬	4	 FLAT WASHERS D6	⑭	4	 SPRING WASHER D6
⑮	4	 SPRING WASHER D8	⑯	4	 HEX BOLT M8-35
⑰	2	 HEX FLAT ROUND HEAD SCREW M6-20	⑱	4	 HEX NUT M6
⑲	1	 ALLEN WRENCH S=4			

Installation Steps**Installation Figs.****Installation Picture 1:****Installation Picture 2:**

Installation Picture 3:




Step 1: Verify all parts are present.

Step 2: Install tube bracket and mounting bracket with vehicle as the pictures 1&2 shown.

Step 3: Install the bull with tube bracket and adjust appropriate position then lock all the hardware tighten.

Step 4: Install the license plate on the top of bar.

Step 5: Installation Complete



NOTE

Any damages and losses caused by improper installation and application, goes beyond our quality warranty.