

INSTALLATION INSTRUCTION

Peerless Running Boards

2011-2016 Jeep Compass

2007-2016 Jeep Patriot

PART # PR-J168BK



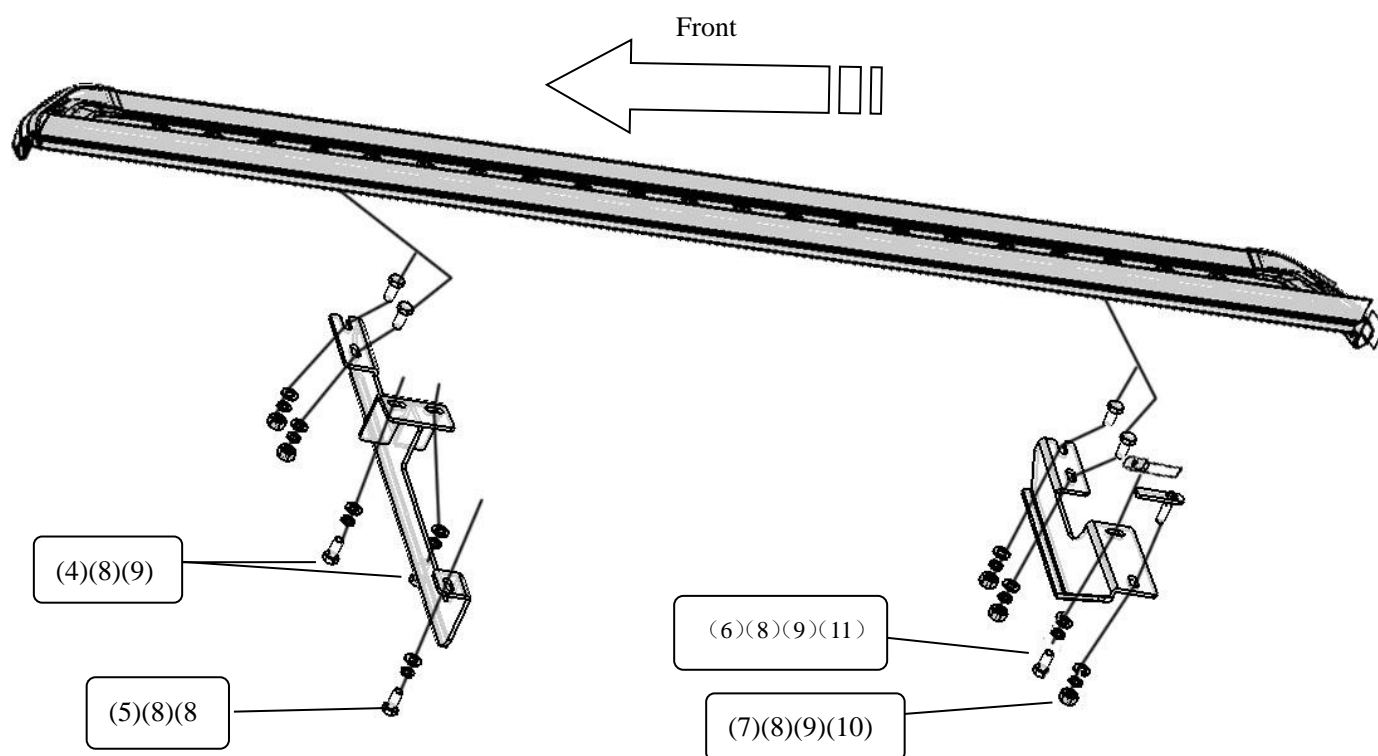
Attention:

- Please read this installation menu before installing this part. Protect your car properly in case there is any scratch might happen.
- You may need to periodically to re-tighten all hardware for safety use after installation.
- Installation pictures are only for your reference, there might be some differences between pictures and real parts but no affection for your fitting.

PART LIST

NO.	NAME	QTY	REMARK	NO.	NAME	QTY	REMARK
(1)	V1 Running Board	2		(7)	T Bolt	2	
(2)	Front Bracket	2		(8)	Spring Washer	10	φ8
(3)	Rear Bracket	2		(9)	Flat Washer	10	φ8*20*2.0
(4)	Hexagon Bolt	4	M8X25	(10)	Hexagon Nut	2	M8
(5)	Hexagon Bolt	2	M8X30	(11)	M8 Nut Block	2	
(6)	Hexagon Bolt	2	M8X35				

INSTALLATION PICTURE




INSTALLATION PROCEDURE

Step 1: Refer to Part List to check if all hard ware are included.

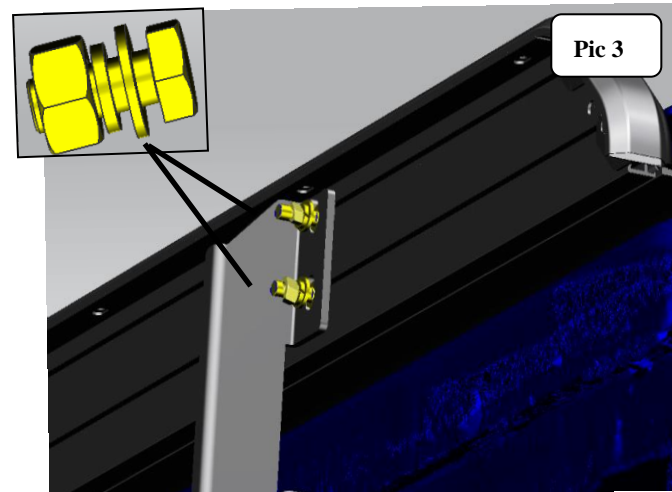
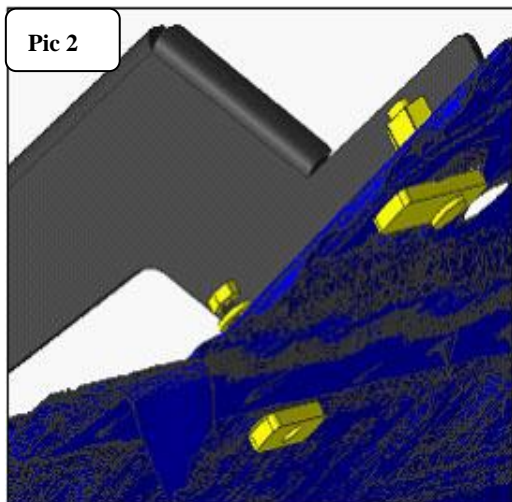
Step 2: Refer to Pic 1 to install front bracket (right).

- a) Remove the skirt from the car to reveal the installation positions.
- b) Align Front Bracket with the installation positions, and then screw on Hexagon Bolt, Spring Washer, Flat Washer, but do not fasten.
- c) Screw on Hexagon Bolt, Spring Washer and Flat Washer on the two middle holes, but do not fasten.




Step 3: Refer to Pic 2 to install Rear Bracket (right).

- a) Insert M8 Nut Block on the bottom hole, and then align the rear bracket with installation holes, then screw on Spring Washer, Flat Washer and Hexagon Bolt, but do not fasten.
- b) Insert T Bolt on the bottom hole, and then align the rear bracket with the installation holes with Flat Washer, Spring Washer and Hexagon Nut, but do not fasten.



Step 4: Refer to Pic 3 to install V1 Running Board with running board hard ware.

Step 5: Check if all hard ware are installed and then fasten all to complete the installation.



Disclaimer: Caused due to improper installation initiates or some related problem and losses, are beyond our company's quality assurance.