



INSTALLATION INSTRUCTIONS

**BRACKETS FOR UNIVERSAL REAR BUMPER GUARD (DOUBLE
LAYER) FOR 2020 KIA TELLURIDE**

PART # K3

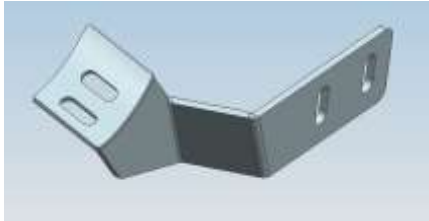




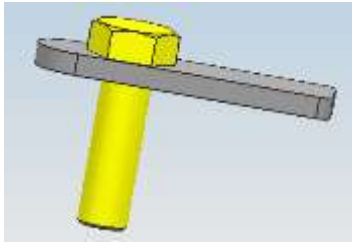
Before Installation

- Please read the instruction completely for easy installation, which will also help you to avoid scratches or other potential damages to your appealing car.
- The information shown here is for reference only and may differ from the product that you receive, however the goods are fitted in the same way.

Care and Cleaning

- Mild soap may be used also to clean the Product.
- Please periodically check and retighten all the hardware and clean the investment for a refresh look.

Parts list

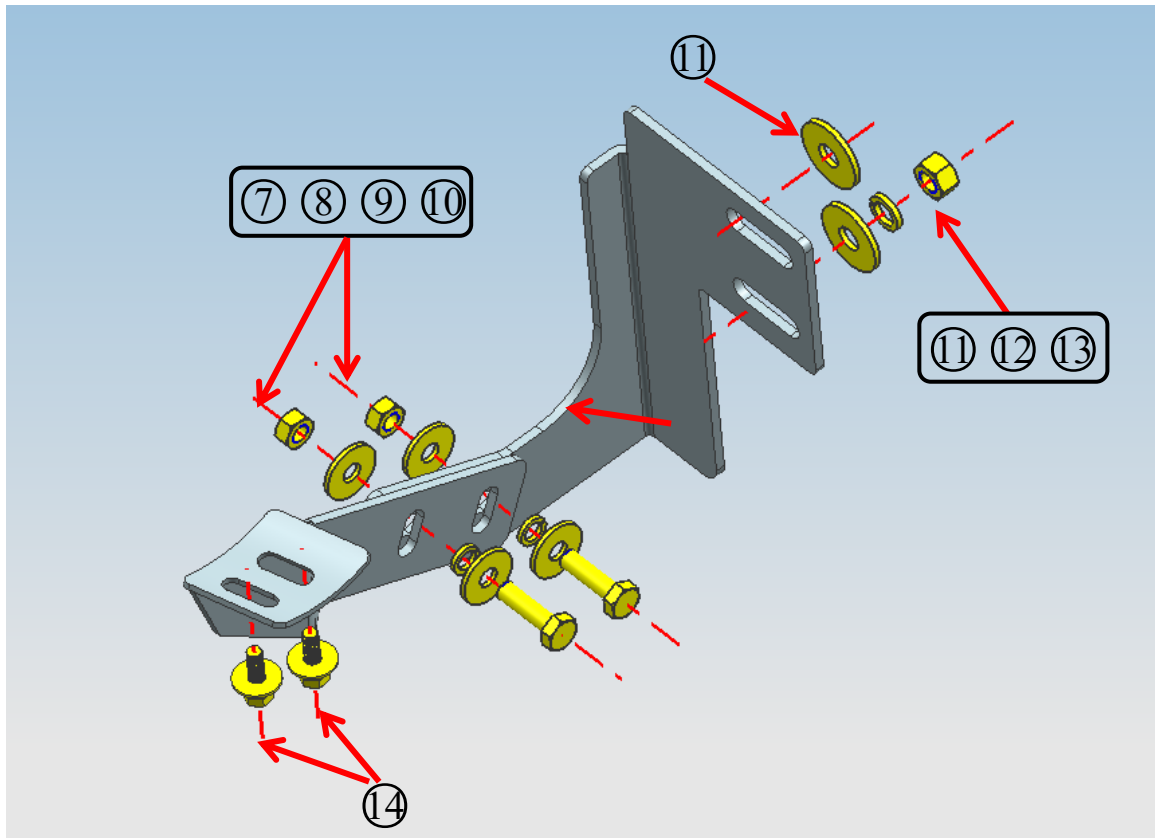
NO.	QTY	PICTURE	NO.	QTY	PICTURE
①	1	 Bracket 1 (L)	②	1	 Bracket 2 (L)
③	1	 Bracket 1 (R)	④	1	 Bracket 2 (R)
⑤	2	 M12 Plastic Block	⑥	1	 T Bolt M12_40
⑦	4	Spring Washer D10	⑧	4	Flat Washer D10 (10x30x2.5mm)
⑨	4	Hex Bolt M10_35	⑩	4	Hex Nut M10

BRACKETS FOR UNIVERSAL REAR BUMPER GUARD (DOUBLE LAYER) FOR 2020 KIA TELLURIDE


⑪	4	Flat Washer D12 (12x37x3mm)	⑫	2	Spring Washer D12
⑬	2	Hex Nut M12	⑭	4	Hex Bolt Assembly M8_25

Installation Steps

Rear Bracket Installation Figure:



Brackets Mounting Point:



NOTE

Any damages and losses caused by improper installation and application, goes beyond our quality warranty.

Black Horse Off Road 39 St Mary's Place Freeport NY11520 Tel: 1(866) 926 2867 www.blackhorseoffroad.com

BRACKETS FOR UNIVERSAL REAR BUMPER GUARD (DOUBLE LAYER) FOR 2020 KIA TELLURIDE