

INSTALLATION INSTRUCTION

SS Bull Bar W/O Skid Plate

10-13 Toyota Venza

PART # BBGMVZSS















**BLACK HORSE
OFF ROAD**

Attention:

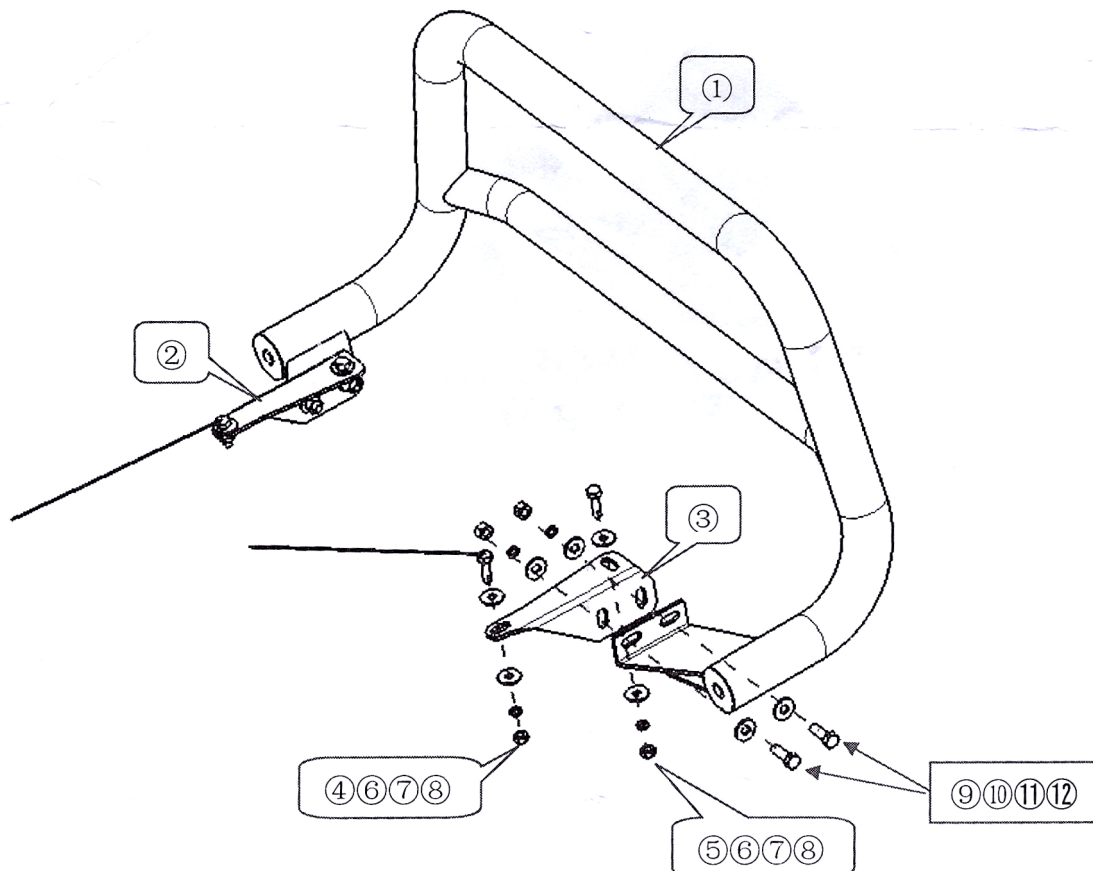
- Please read this installation menu before installing this part. Protect your car properly in case there is any scratch might happen.
- You may need to periodically to re-tighten all hardware for safety use after installation.

Installation pictures are only for your reference, there might be some differences between pictures and real parts but no affection for your fitting.

PART LIST

NO.	NAME	QTY	REMARK	NO.	NAME	QTY	REMARK
①	Bar	1		⑦	Spring Washer	4	φ10 
②	Bracket (left)	1		⑧	Hexagon Nut	4	M10 
③	Bracket (right)	1		⑨	Hexagon Bolt	4	12*30 
④	Welding Bolt	2		⑩	Flat Washer	8	φ12*30*3.0 
⑤	Hexagon Bolt	2	M10*35 	⑪	Spring Washer	4	φ12 
⑥	Flat Washer	8	φ10*30*2.5 	⑫	Hexagon Nut	4	M12 

INSTALLATION PROCEDURES



Disclaimer: Caused due to improper installation initiates some related problem and losses, are beyond our company's quality assurance.