




INSTALLATION INSTRUCTIONS
MAX BEACON BULL BAR FOR JEEP GRAND CHEROKEE 08-10

PART # MAB-JEB9106S

PARTS LIST:

1	Bull Bar	4	12-1.75mm x 35mm Hex Head Bolts
1	Driver/Left Mounting Bracket	4	12mm Lock Washers
1	Passenger/Right Mounting Bracket	4	12mm ID x 32mm OD x 3mm Flat Washers
2	12mm Double Nut Plates	4	10-1.50mm x 35mm Hex Head Bolts
		4	10mm Lock Washers
		4	10mm Hex Nuts
		8	10mm ID x 27mm OD x 3mm Flat Washers



PROCEDURE:



- 1. REMOVE CONTENTS FROM BOX. VERIFY ALL PARTS ARE PRESENT. READ INSTRUCTIONS CAREFULLY BEFORE STARTING INSTALLATION.**
- Starting on the driver side of the vehicle, through bumper intake locate the three factory holes in the bottom of the radiator support and insert one of the 12mm Double Nut Plates through the inside square hole and oriented to small round hole and smaller square hole to the outside **(Figure 1)**.
- Partially hang driver side Mounting Bracket to already inserted Double Nut Plate by using the included (2) 12mm x 35mm Hex Head Bolts, (2) 12mm Flat Washer, and (2) 12mm Lock Washer **(Figure 2)**. Do not tighten at this time.
- Repeat steps 2 & 3 for passenger side.
- Position Bull Bar on the outer side of Mounting Brackets. Install Bull Bar onto Mounting Brackets using the included (4) 10mm x 35mm Hex Head Bolts, (4) 10mm Lock Washers, (4) 10mm Hex Nuts, and (8) 10mm Flat Washers **(Figure 3)**. Do not tighten at this time.
- Level and adjust Bull Bar properly; then tighten all hardware at this time.
- Do periodic inspections to the installation to make sure that all hardware is secure and tight.

To protect your investment, wax this product after installing. Regular waxing is recommended to add a protective layer over the finish. Do not use any type of polish or wax that may contain abrasives that could damage the finish.


For stainless steel: Aluminum polish may be used to polish small scratches and scuffs on the finish. Mild soap may be used also to clean the Bull Bar.

For gloss black finishes: Mild soap may be used to clean the Bull Bar.

MAX BEACON BULL BAR FOR JEEP GRAND CHEROKEE 08-10
(Driver Side Installation Shown)



12mm x 35mm Hex Bolts
12mm Lock Washers
12mm Flat Washers



10mm x 35mm Hex Bolts
10mm Lock Washers
10mm Flat Washers
10mm Hex Nuts

