

SS MODULAR GRILLE GUARD FOR 22-24 CHEVY SILVERADO 1500 (Incl. Diesel models with DEF tanks & Excl. 2022 1500 LTD and 22-24 models with super cruise system)



TEL: 1-866-XANATOS

INSTALLATION INSTRUCTIONS

SS MODULAR GRILLE GUARD FOR 22-24 CHEVY SILVERADO 1500

**(Incl. Diesel models with DEF tanks & Excl. 2022 1500 LTD and 22-24
models with super cruise system)**

PART # 17GT22MSS

PROTECTED BY ONE OR MORE PATENT







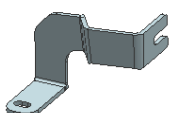





Before Installation

- Please read the instruction completely for easy installation, which will also help you to avoid scratches or other potential damages to your appealing car.
- The figures here are for reference only and may have differences with the actual product you received, however they share the same assembly way.


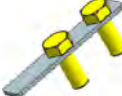

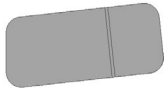
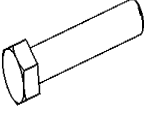

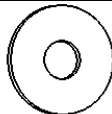
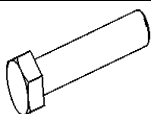
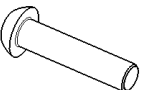



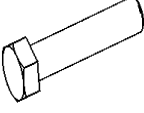
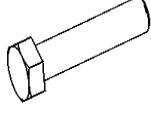


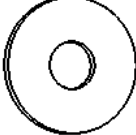
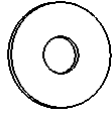



Care and Cleaning

- Mild soap may be used also to clean the Product.
- Please periodically check and retighten all the hardware and clean the investment for a refresh look.

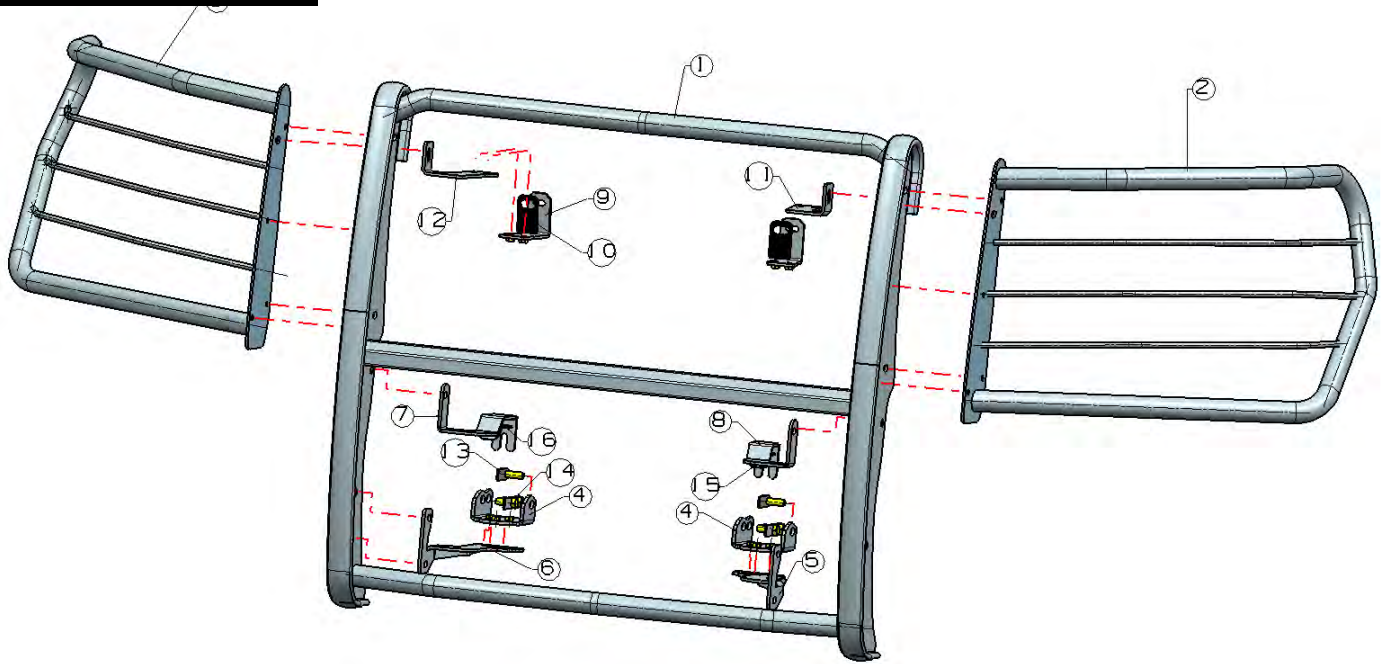
Parts list

NO.	QTY	NAME	NO.	QTY	NAME
①	1	 Middle Guard	②	1	 Left Brush Guard
③	1	 Right Brush Guard	④	2	 Mounting Bracket
⑤	1	 Driver/Left Lower Mounting Bracket	⑥	1	 Passenger/Right Lower Mounting Bracket
⑦	1	 Driver/Left Support Bracket	⑧	1	 Passenger/Right Support Bracket
⑨	2	 Top Support Bracket	⑩	2	 Top Support Bracket Adhesive tape
⑪	1	 Driver/Left Upper Support Bracket	⑫	1	 Passenger/Right Upper Support Bracket

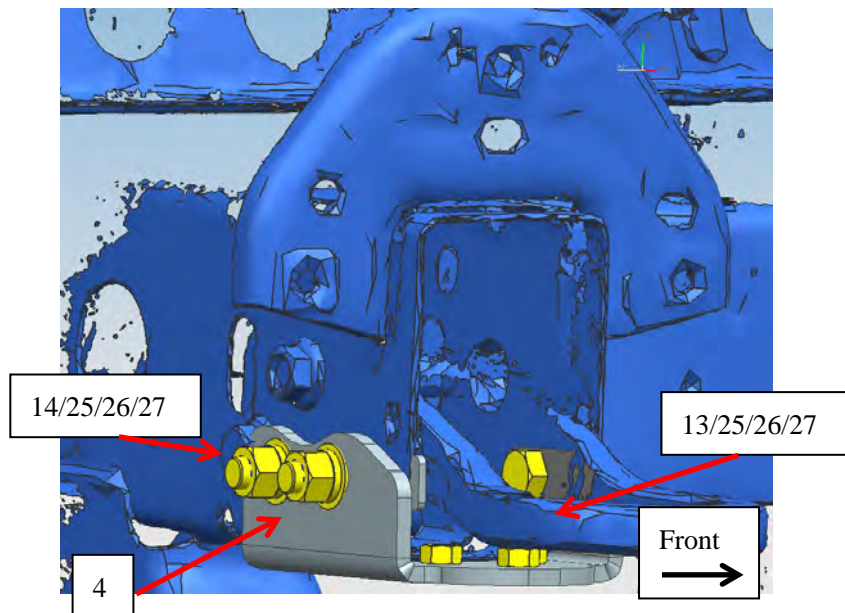
SS MODULAR GRILLE GUARD FOR 22-24 CHEVY SILVERADO 1500 (Incl. Diesel models with DEF tanks & Excl. 2022 1500 LTD and 22-24 models with super cruise system)

⑬	2	 Bolt Plates M12x35	⑭	2	 Double Bolt Plates M12x30
⑮	1	 Adhesive Tape (L)	⑯	1	 Adhesive Tape (R)
Hardware List:					
⑫	4	 Hex Bolt (Full Thread) M8_25	⑬	12	 Lock Washer D8
⑭	2	 Flat Washer D8_28_3	⑮	8	 Hex Bolt (Full Thread) M8_30
⑯	8	 Button Head Bolt M8_30	⑰	4	 Flat Washer D8_16_1.6
⑱	22	 Flat Washer D8_24_2	⑲	8	 Nylon Lock Nut M8
⑳	6	 Hex Bolt(Full Thread) M10_30	㉑	2	 Hex Bolt(Full Thread) M10_45
㉒	8	 Hex Nut M10	㉓	8	 Lock Washer D10
㉔	16	 Flat Washer D10_27_3	㉕	6	 Flat Washer D12_24_2.5
㉖	6	 Hex Nut M12	㉗	6	 Lock Washer D12
㉘	1	 Allen Wrench S=5			

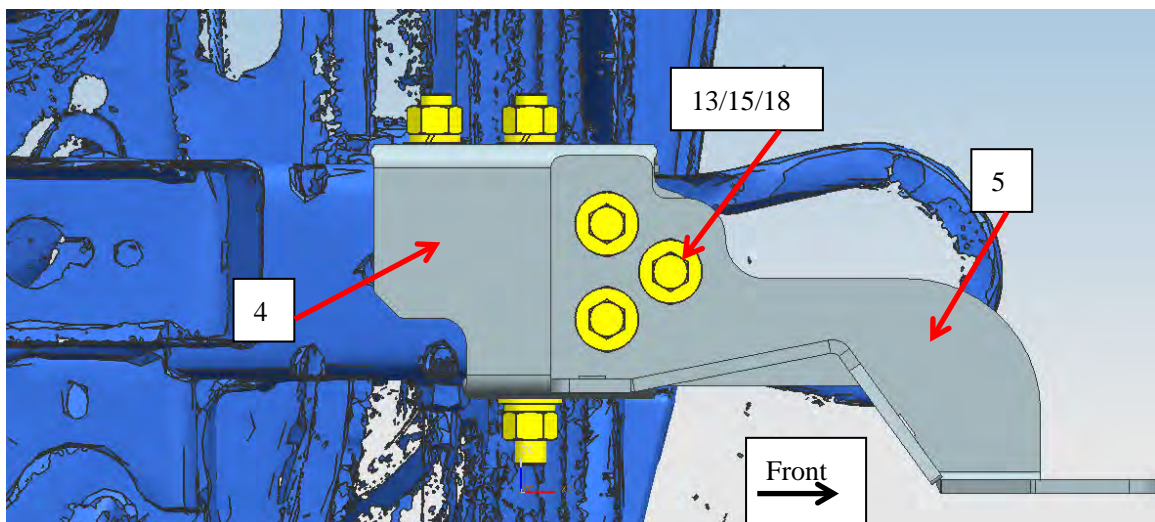
Installation Steps



STEP1: Attach Mounting Bracket to Middle Guard, left/right sides installation way are same.

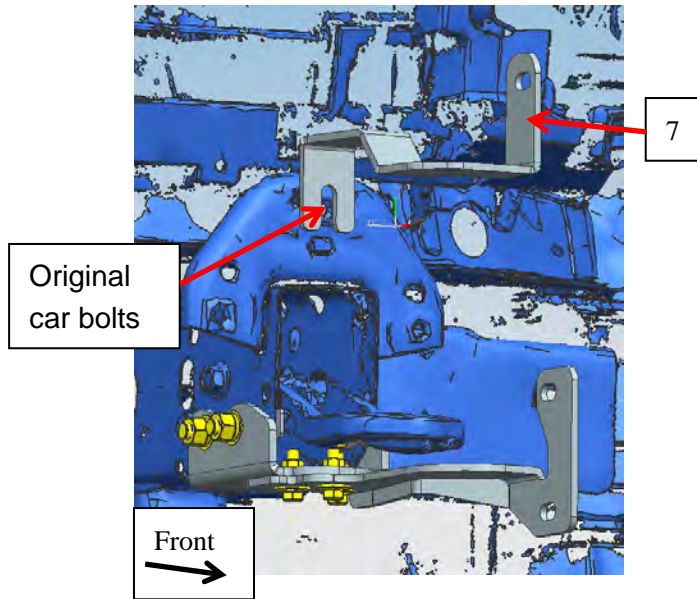


STEP2: Attach Lower Mounting Bracket with Mounting Bracket, left/right sides are install symmetrically.





SS MODULAR GRILLE GUARD FOR 22-24 CHEVY SILVERADO 1500 (Incl. Diesel models with DEF tanks & Excl. 2022 1500 LTD and 22-24 models with super cruise system)

STEP3: Attach Support Bracket to Middle Guard, left/right sides are installed symmetrically.

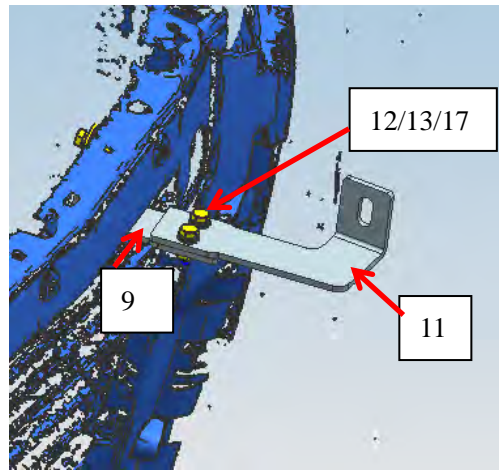


STEP4: Attach Top Support Bracket to the Car, left/right sides installation way are same.

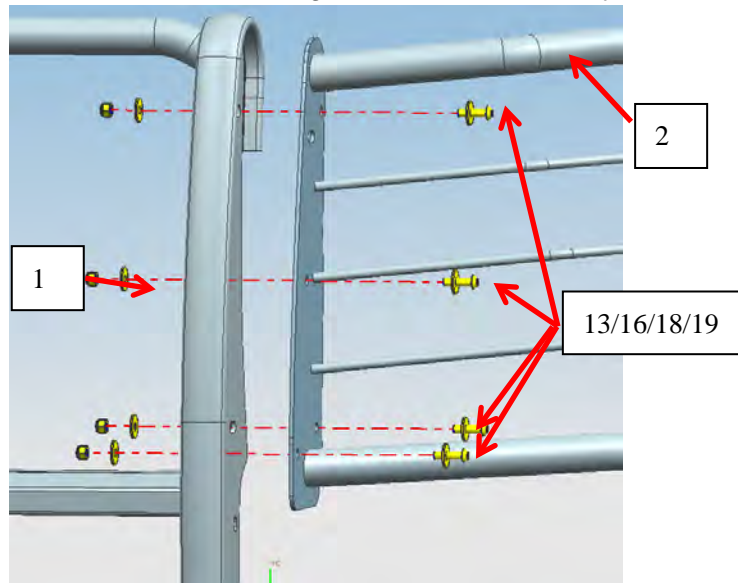


STEP5: Attach Upper Support Bracket to Top Support Bracket, left/right sides are installed symmetrically.

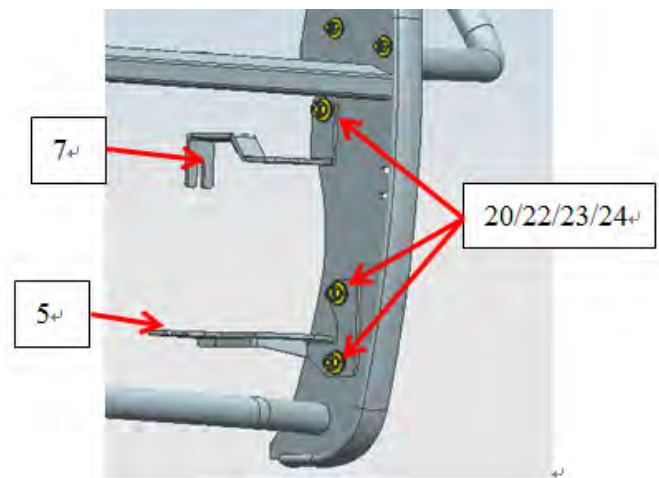
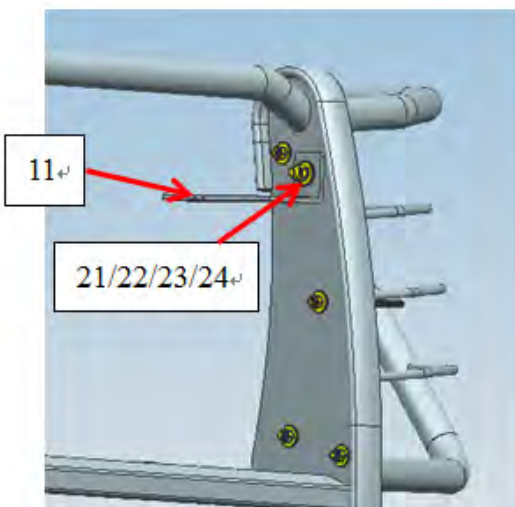
SS MODULAR GRILLE GUARD FOR 22-24 CHEVY SILVERADO 1500 (Incl. Diesel models with DEF tanks & Excl. 2022 1500 LTD and 22-24 models with super cruise system)



STEP6: Attach Middle Guard with Brush Guard, left/right side installation way are same.



STEP7: Attach Middle Guard to Lower Mounting Bracket and Support Bracket and Upper Support Bracket, left/right sides are installed symmetrically.



STEP 8: Adjust the gap between Middle Guard and Car body, tighten all hardware.

STEP 9: Complete installation, pick up all tools.

NOTE

Any damages and losses caused by improper installation and application, goes beyond our quality warranty.