



**INSTALLATION INSTRUCTIONS**  
**EXCEED RUNNING BOARD**  
**FOR**  
**HYUNDAI SANTA FE 2019 - 2021**  
**PART # EX-HY269**

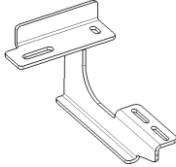

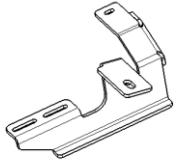
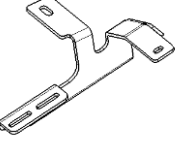

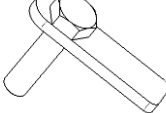
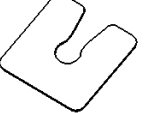



## Before Installation

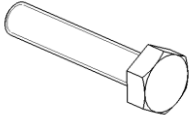
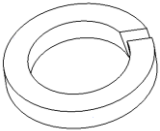

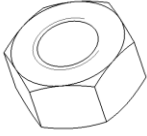
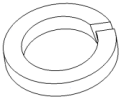

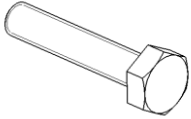

- Please read the instruction completely for easy installation, which will also help you to avoid scratches or other potential damages to your appealing car.
- The information shown here is for reference only and may differ from the product that you receive, however the goods are fitted in the same way.

## Care and Cleaning

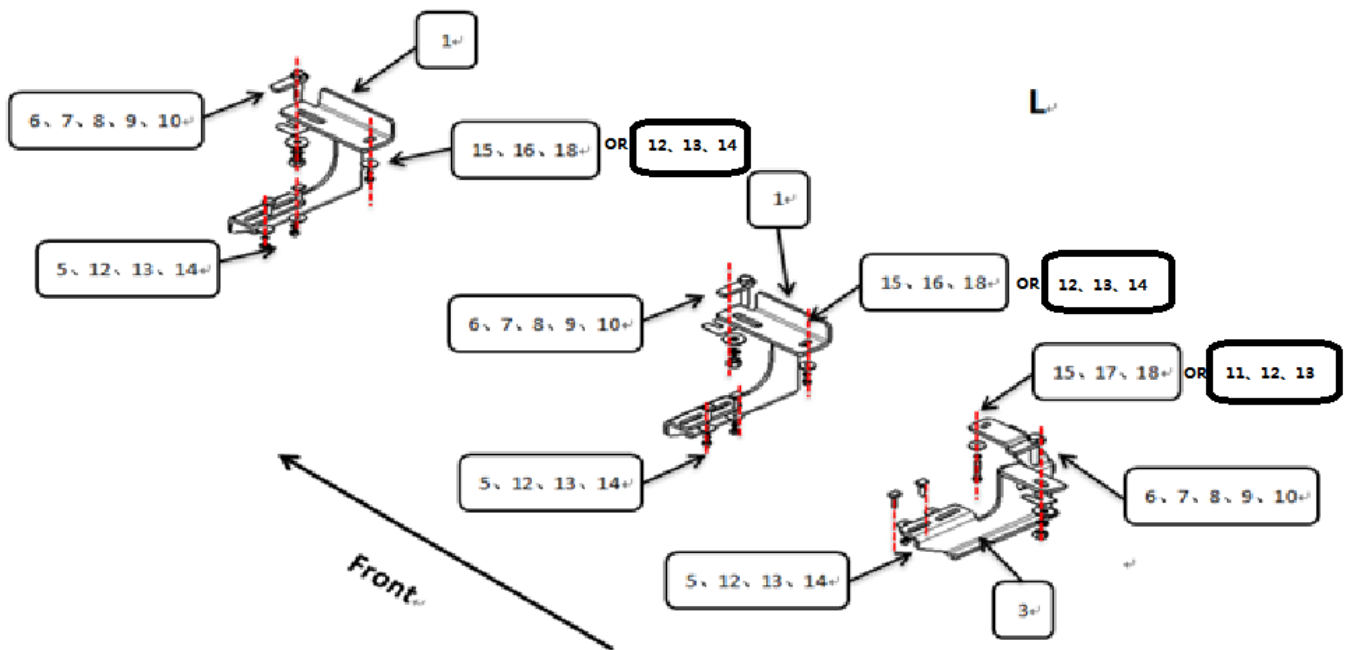
- Mild soap may be used also to clean the Product.
- Please periodically check and retighten all the hardware and clean the investment for a refresh look.

## Parts list

NO.	QTY	PICTURE	NO.	QTY	PICTURE
①	2	 Front /Middle Bracket (L)	②	2	 Front /Middle Bracket (R)
③	1	 Rear Bracket (L)	④	1	 Rear Bracket (R)
⑤	12	 Square head bolt M6-20	⑥	6	 T-HEXAGON BOLT M10*40
⑦	6	 PVC M10	⑧	6	 Large Washer D10
⑨	6	 Spring Washer D10	⑩	6	 Hex Nut M10

⑪	2		⑫	18	
		Hex bolt M6-30			Spring Washer D6
⑬	18		⑭	16	
		Large Washer D6			Hex Nut M6
⑮	6		⑯	4	
		Spring Washer D8			Hex Nut M8
⑰	2		⑱	6	
		Hex bolt M8-30			Large Washer D8

## Installation Fig.



Step 1: Verify that all parts are present according to the manual.

Step 2: Install the brackets and running board on the bottom of vehicle as above picture.

PS:For connect bracket to the bottom of vehicle, there are two sets optional accessories parts (NO#11-14)&(NO#15-18), you could select best one to install according to actual installation.

---

Step 3: Check the running board if it install correctly, then tighten all the hardware.

Step 4: Installation is finished, pick up all tools.

## **NOTE**

Any damages and losses caused by improper installation and application, goes beyond our quality warranty.